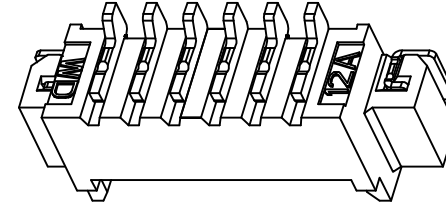
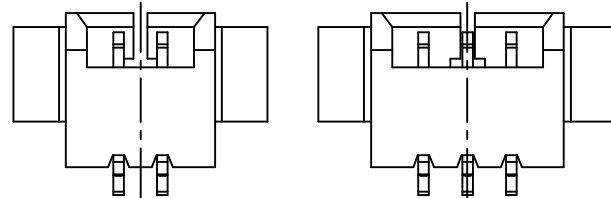
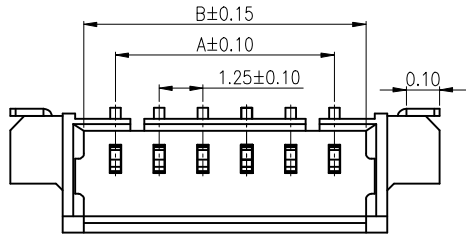
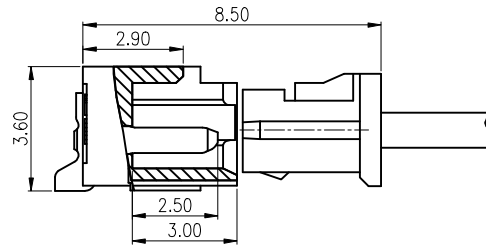
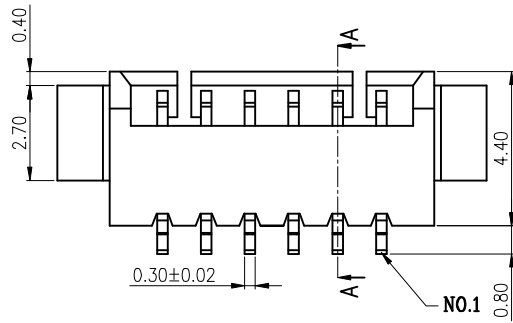


REV	ECN NO.	DESCRIPTION	DATE	APP'D
A/0		RELEASE TO PRODUCTION	05/21/20'	Xuanwen Ye

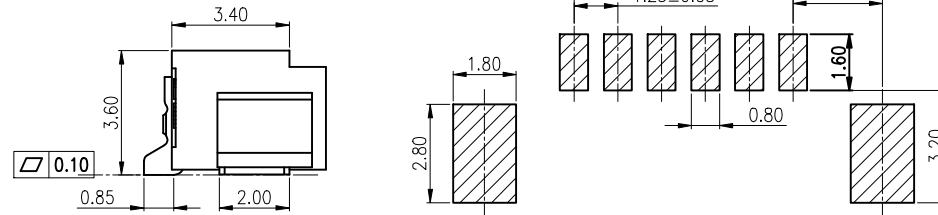
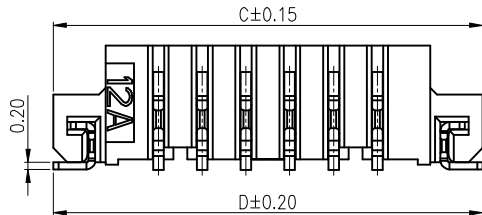


2 PIN 3 PIN

LOCK CONFIGURATION



SECTION A-A



PCB LAYOUT

Poles	DIM(mm)			
	A	B	C	D
2	1.25	3.05	7.25	7.25
3	2.50	4.30	8.50	8.50
4	3.75	5.55	9.75	9.75
5	5.00	6.80	11.00	11.00
6	6.25	8.05	12.25	12.25
7	7.50	9.30	13.50	13.50
8	8.75	10.55	14.75	14.75
9	10.00	11.80	16.00	16.00
10	11.25	13.05	17.25	17.25
11	12.50	14.30	18.50	18.50
12	13.75	15.55	19.75	19.75
13	15.00	16.80	21.00	21.00
14	16.25	18.05	22.25	22.25
15	17.50	19.30	23.50	23.50
16	18.75	20.55	24.75	24.75
17	20.00	21.80	26.00	26.00
18	21.25	23.05	27.25	27.25
19	22.50	24.30	28.50	28.50
20	23.75	25.55	29.75	29.75

NOTES:

- Material:
Insulation:LCP,UL94V-0(Beige)
Pin:Phosphor bronze/Tin-Plated
Tab:Brass/Tin-Plated
- Current Rating: 1A AC,DC
- Voltage Rating: 125V AC,DC
- Temperature Rang: -25°C~+85°C
- Contact Resistance: 20mΩ Max
- Insulation Resistance: 100MΩ Min
- Withstanding Voltage: 500V AC/minute
- Ordering Code: A1250RS-x

TOLERANCE	APPROVALS		DATE	深圳市金航标电子有限公司		www.kinghelm.com.cn	
	X.	±0.30	DRAWN <i>Shang Xiao Tao</i>	05/21/20'	KH-A1251WF-13A		0755-28190160
	X.X	±0.25			CHK'D <i>Art Shi</i>	05/21/20'	
	X.XX	±0.20	APP'D <i>Art Shi</i>	05/21/20'	DRAWING NO.	EN-A1250RS-x	TITLE: WIRE TO BOARD, PLUG, PITCH 1.25mm, CRIMP TYPE, ASSEMBLY
Angle	±3'	UNLESS OTHERWISE SPECIFIED		UNITS mm	SCALE 1:1	SIZE: A4	SHEET 1 OF 1 065 REV.A/0