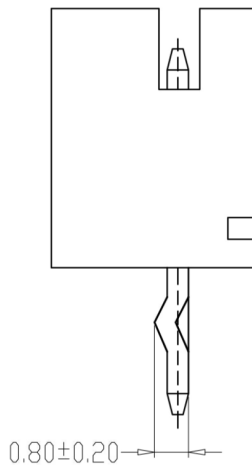
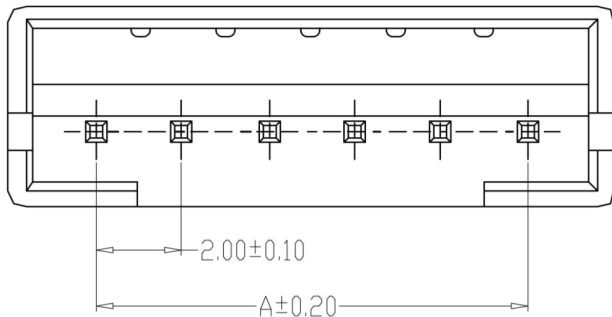
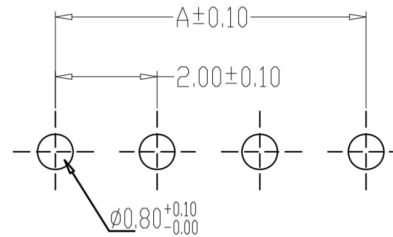


TYPE 1

TYPE 2



TYPE 3



PCB LAYOUT

SPECIFICATIONS

- 1、Current Rating: 2A AC, DC
- 2、Voltage Rating: 250V AC, DC
- 3、Temperatuer Range: -25℃~+85℃
- 4、Contact Resistance: 20mΩ Max
- 5、Insulation Resistance: 1000MΩ Min
- 6、Withstanding Voltang: 800V AC/minute
- 7、Material: Wafer Nylon66, UL94V-0
PIN Brass Tin-plated

编 号	尺寸 (mm)	
	A	B
A2001-02A	2.00	6.00
A2001-03A	4.00	8.00
A2001-04A	6.00	10.00
A2001-05A	8.00	12.00
A2001-06A	10.00	14.00
A2001-07A	12.00	16.00
A2001-08A	14.00	18.00
A2001-09A	16.00	20.00
A2001-10A	18.00	22.00
A2001-11A	20.00	24.00
A2001-12A	22.00	26.00
A2001-16A	30.00	34.00

制图 DRAWN	变更内容 DESCRIPTION	日期 DATE	GENERAL TOLERANCE		制图 DRAWING	张松强 2013、07、01	料号 PART NO.	A2001-NA		版本 REV.	A							
			X.±0.25	X.*2'				品名 TITLE	PH直针 WAFER DIP TYPE			页次 SHEET	1/1					
			.X±0.20	.X*1'										客户料号 CUTM. NO.	深圳市金航标电子有限公司	WWW.BDS666.COM		
			.XX±0.15	.XX*±0.5'													核准 APPROVAL	杜承凯 2013、07、05
			.XXX±0.10	.XXX*±0.5'														
		KH-PH-10P-Z		0755-83044319														